

3 Februray, 2023

Dear Years 3 and 5 Families,

As NAPLAN is approaching there are a few things that need to happen.

- The NAPLAN Locked Down Browser needs to be downloaded.
- Settings need to be changed on the iPad.

***Please see attached instructions on how to download and update the settings on your Child's iPad.***

NAPLAN is used by governments, education authorities and schools to determine whether young Australians are meeting important goals in literacy and numeracy.

All students in Years 3, 5, 7 and 9 are expected to sit the NAPLAN tests, which are held in May each year.

NAPLAN gives a snapshot of how children are performing in reading, writing, spelling, punctuation, grammar, and numeracy. It complements other effective classroom assessment and reporting practices.

At Faith we are doing some practice NAPLAN tests in Years 3 and 5 to ensure students are comfortable with the format and make sure all students' devices work as should. These tests will occur on **Monday 20 and Tuesday 21 February 2023.**

To ensure this test goes well we need parents to have installed the locked down browser on your child's device by **Thursday, 16 February 2023.**

### **Format of the tests**

For students in Years 3, 5, 7 and 9 there are 4 test domains: writing, reading, conventions of language and numeracy. Below is a summary of the format for each test.

- **Writing:** Students are given a stimulus and asked to write or type a response to the task in a maximum of three pages. They will be asked to write their response in a particular text type (narrative or persuasive). There is one writing stimulus for students in Years 3 and 5; and a second different writing stimulus for students in Years 7 and 9. However, both are of the same genre. All Year 3 students sit the writing test on paper.
- **Reading:** Students are given a range of texts and respond in multiple choice. Online test items may also include other response types such as hotspot and drag and drop items.



- **Conventions of language:** Students will respond to grammar and punctuation as well as spelling items. The response formats will either be multiple choice or short response. Online test items may also include other interactive response types such as hotspot and drag and drop items.
- **Numeracy:** Students will respond to numeracy items. The response formats will either be multiple choice or short response. Online test items may also include other interactive response types such as hotspot and drag and drop items, as well as access to online numeracy tools (ruler, protractor or calculator), depending on their year level. For Years 7 and 9, the numeracy test includes a non-calculator section and a calculator-allowed section.

### On test days:

- Students' iPads must have a full charge.
- Students must have a pair of headphones and set their headphone volume level *before* starting the Locked Down Browser.
- Keyboard is optional.

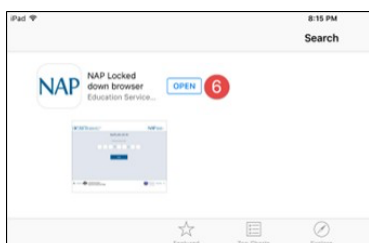
### NAPLAN Online Locked down browser installation instructions – iPad

1. **Uninstall any previous locked down browser apps on the device.** There is a new version for 2023, and previous versions will impede the use of the new app.
2. Search for '**NAP Locked down browser**' in the App Store or go to <https://apps.apple.com/au/app/nap-locked-down-browser/id1086807255>  
<https://apps.apple.com/au/app/nap-locked-down-browser/id1086807255>

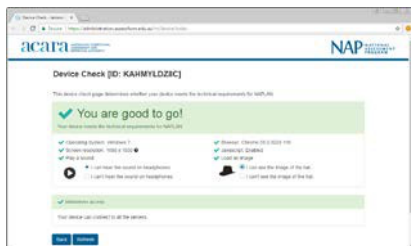
You can confirm that you have the correct app installed if the icon below is green for 2023.



3. Tap the **Get** button to install the app
4. Enter **login details** for AppStore to authorise the installation. Download and installation will start
5. Once installation is complete, open the **NAP Locked down browser** on your device



- When the browser launches select **Device Check (without login)** from the menu displayed
- Perform the **sounds and image** check to ensure that your device meets the technical requirements for NAPLAN Online

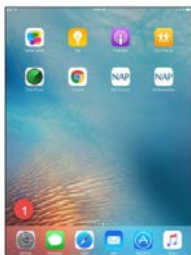


## Configure iPad

Please do do this step the afternoon before the test

### Turn off dictation

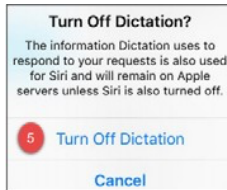
- From the home screen, select **Settings**



- Select **General**
- Select **Keyboard**



4. Set **Enable Dictation** to off
5. When asked for confirmation select **Turn Off Dictation**



## Turn off Emoji Keyboard

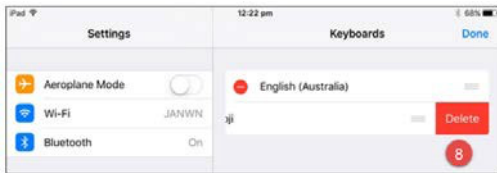
1. From the home screen, select **Settings**
2. Select **General**
3. Select **Keyboard**
4. Select **Keyboards** in the right-hand side menu



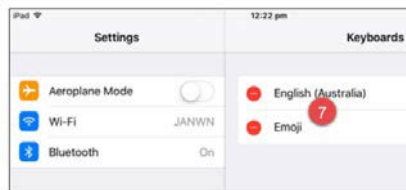
5. Select **Edit**
6. Select **Emoji**



7. Click on the **minus** symbol next to Emoji



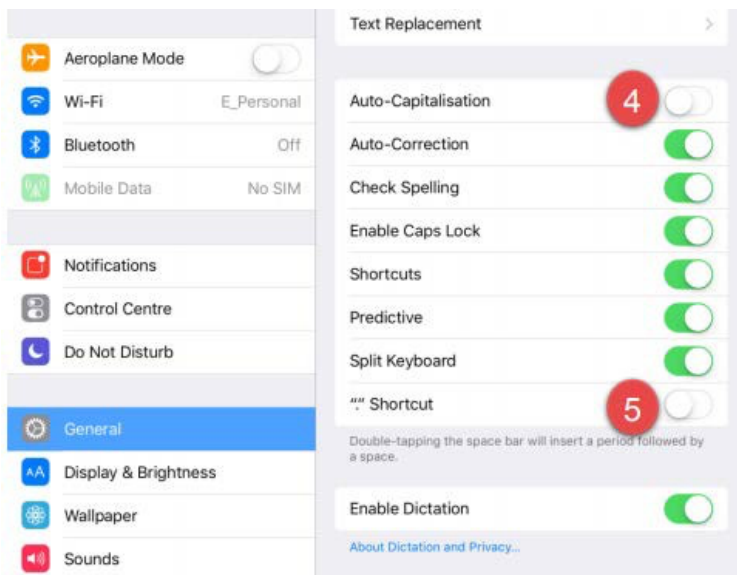
8. Select **Delete**



9. Select **Done**

## Turn off auto-capitalisation and full stop

1. From the home screen, select Settings
2. Select **General**
3. Select **Keyboard**
4. In the right-hand side menu turn off **Auto-Capitalisation**
5. Turn off **." Shortcut**



If you have any further questions about installing this browser, please contact ICT Support: [it.helpdesk@flcr.qld.edu.au](mailto:it.helpdesk@flcr.qld.edu.au)

Kind regards,



Kate Hofstee  
Deputy Head of Junior School

